



SCC Audio Limited

Unit 11, Torc MK, Chippenham Drive, Milton Keynes,
MK10 0BZ, United Kingdom
Tel: +44(0)1908 281072
Web: www.carlsbro.com Email: info@carlsbro.com

EDA30B


drum amplifier


GD202106006


070404212


IMPORTANT SAFETY SYMBOLS




 The symbol is used to indicate that some hazardous live terminals are involved within this apparatus, even under the normal operating conditions, which may be sufficient to constitute the risk of electric shock or death.

 The symbol is used in the service documentation to indicate that specific component shall be replaced only by the component specified in that documentation for safety reasons.

 Protective grounding terminal

 Alternating current/voltage

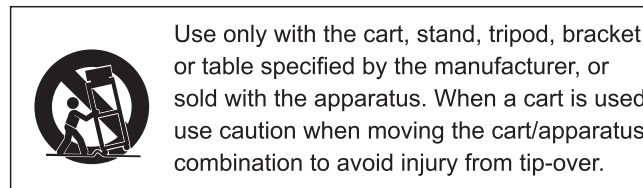
 Hazardous live terminal

ON: Denotes the apparatus is turned on.

OFF: Denotes the apparatus is turned off.

WARNING: Describes precautions that should be observed to prevent the danger of injury or death to the operator.

CAUTION: Describes precautions that should be observed to prevent danger of the apparatus.



IMPORTANT SAFETY INSTRUCTIONS

- Read these instructions.
- Keep these instructions.
- Heed all warning
- Follow all instructions.
- Water & Moisture

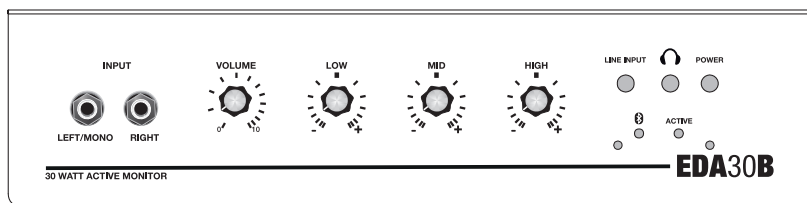
The apparatus should be protected from moisture and rain, can not used near water, for example: near bathtub, kitchen sink or a swimming pool, etc.

- Heat

The apparatus should be located away from the heat source such as radiators, stoves or other appliances that produce heat.

EDA30B drum amplifier

EDA30B TOP PANEL



INPUTS:

These are 1/4" input jacks (left and right).when using a mono signal, plug into the left/mono jack.

VOLUME:

Use this control to adjust INPUTS level.

LOW:

Use this control to adjust the low frequency level of signal.

MID:

Use this control to adjust the middle frequency level of signal.

HIGH:

Use this control to adjust the high frequency level of signal.

LINE INPUT:

This is to connect with MP3 or any audio source for playing along as accompany.

PHONES:

This is to connect with headphones for silent practice.

ACTIVE:


Long press to enter the pairing state, the indicator light flashes, after successful pairing, the light is always on.

POWER:

Power "on" Indicator.

EDA30B drum amplifier

EDA30B REAR PANEL



POWER:

Use this switch to turn the amplifier on and off.

LINE OUTPUT:

Line signals output to connect another AMP.

SPECIFICATIONS

- * Power: 30W/8 Ohm
- * Input impedance: 10K Ohms
- * Input sensitivity : -12dBV
- * speaker: 10"/ 8ohm coaxial
- * Consumption power: 58W
- * Dimension(HxWxD): 357x355x340mm
- * Weight : 11.5kg